



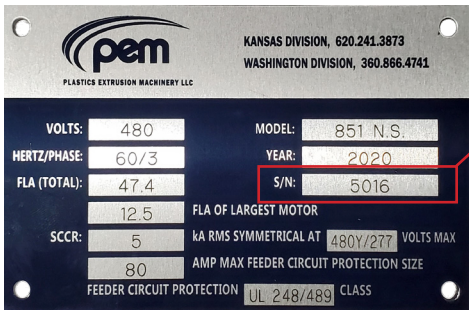


 **PEM Office**  
 620.241.3873  
**PEM Customer Service Line**  
 1-855-PEM-SUPPORT  
 (1-855-736-7877)  
 [www.pemusa.com](http://www.pemusa.com)

 [sales@pemusa.com](mailto:sales@pemusa.com)  
 **PEM Main Office**  
 2475 Northview Rd.  
 McPherson, KS 67460

## SPARE PARTS ORDER FORM

REQUESTED BY:	COMPANY NAME:	COMPANY LOCATION:
PHONE NUMBER	EMAIL ADDRESS:	



It is extremely helpful if **pictures of the requested spare part** are included with this order form.

The machine Serial Number is located on the machine nameplate tag which is secured to the main electrical enclosure. If this plate cannot be found or is not readable, please look for the serial number in the machine documentation or user manual.

Please include as much information as possible in the fields below.

Email completed form to [parts@pemusa.com](mailto:parts@pemusa.com).

MACHINE SERIAL NUMBER:	PART/ITEM NUMBER:	QUANTITY NEEDED:	COLOR OF THE PART:
DESCRIPTION OF SPARE PART (WHERE IS IT USED / OTHER NOTES):			ORIGINAL MACHINE MANUFACTURER: <input type="checkbox"/> PEM <input type="checkbox"/> ADVANCED EQUIPMENT CO. <input type="checkbox"/> BELLTECH
MACHINE SERIAL NUMBER:	PART/ITEM NUMBER:	QUANTITY NEEDED:	COLOR OF THE PART:
DESCRIPTION OF SPARE PART (WHERE IS IT USED / OTHER NOTES):			ORIGINAL MACHINE MANUFACTURER: <input type="checkbox"/> PEM <input type="checkbox"/> ADVANCED EQUIPMENT CO. <input type="checkbox"/> BELLTECH
MACHINE SERIAL NUMBER:	PART/ITEM NUMBER:	QUANTITY NEEDED:	COLOR OF THE PART:
DESCRIPTION OF SPARE PART (WHERE IS IT USED / OTHER NOTES):			ORIGINAL MACHINE MANUFACTURER: <input type="checkbox"/> PEM <input type="checkbox"/> ADVANCED EQUIPMENT CO. <input type="checkbox"/> BELLTECH

PLEASE ATTACH ALL AVAILABLE PART PHOTOS TO THE EMAIL BEFORE SENDING. THANK YOU!